










The chart below summarizes the platforms of each of the major three Ontario political parties as they relate to human services. The chart will be updated as additional details are released from each party.

		
CHILD CARE		
<ul style="list-style-type: none"> Free child care for preschool children aged 2.5 to kindergarten. Plan to create 100,000 new licensed child care spaces. 	<ul style="list-style-type: none"> 75% child care rebate (to a maximum of \$6,750). Promise to continue with 100,000 new licensed spaces from People's Guarantee not included in new PC platform. 	<ul style="list-style-type: none"> Free child care for all households earning less than \$40,000 per year. \$12 per day child care for everyone else. (A maximum income will be added at a later date). Create 200,000 new child care spaces.
INCOME SECURITY		
<ul style="list-style-type: none"> Ontario Works and ODSP rate increase of 3% per year for the next three years. Continue with Basic Income Pilot. 	<ul style="list-style-type: none"> No provincial income tax for those earning minimum wage. Continue with Basic Income Pilot. 	<ul style="list-style-type: none"> Increase Ontario Works and ODSP rates. Ontario Works rate increase by 10%, 7% and 5% in the first 3 years. ODSP increase of 5% per year for the next 3 years. Continue with Basic Income Pilot.
HOUSING		
<ul style="list-style-type: none"> Signed bi-lateral agreement on the National Housing Strategy. 	N/A	<ul style="list-style-type: none"> \$868 million over 2 years to cover the provincial third of housing capital repair costs. 65,000 new affordable housing units.

		
MENTAL HEALTH & ADDICTIONS		
<ul style="list-style-type: none"> • \$2.1 billion in funding for mental health services over 3 years. 	<ul style="list-style-type: none"> • \$1.9 billion in funding for mental health services over 10 years. 	<ul style="list-style-type: none"> • Create a new Ministry of Mental Health and Addictions. • Hire 2,200 new mental health workers.
DENTAL & DRUG COVERAGE		
<ul style="list-style-type: none"> • OHIP+: Free pharmacare for people under 25 and over 65. • Create an Ontario Drug and Dental Program that would reimburse up to 80% of eligible expense for people without coverage. <ul style="list-style-type: none"> ◦ Plan would cover \$400 per person, \$600 per couple and \$700 for a family of four. • \$222 million in funding to implement a strategy to prevent opioid addiction and overdose. 	<ul style="list-style-type: none"> • \$98 million to provide dental care to low-income seniors. 	<ul style="list-style-type: none"> • Free dental care for everyone. • Free pharmacare for everyone.
LONG-TERM CARE		
<ul style="list-style-type: none"> • 30,000 new long-term care beds over 10 years, with 5,000 in place by 2022. 	<ul style="list-style-type: none"> • 30,000 new long-term care beds over 10 years, with 15,000 in first 5 years. 	<ul style="list-style-type: none"> • 15,000 new long-term care beds by 2023.
HOSPITALS		
<ul style="list-style-type: none"> • \$822 million to bolster hospital care and infrastructure. • Hire 3,500 new nurses. 	<ul style="list-style-type: none"> • "Cut hospital wait times and end hallway medicine." 	<ul style="list-style-type: none"> • Invest \$19 billion over 10 years for hospitals. • 2,000 new hospital beds.

		
INFRASTRUCTURE		
<ul style="list-style-type: none"> Continue with \$180 billion investment over 10 years. 	N/A	<ul style="list-style-type: none"> Continue \$180 billion investment over 10 years.
FISCAL PLAN		
<ul style="list-style-type: none"> Annual deficits of between \$6.5 billion and \$6.7 billion until at least 2020-2021. Auditor General disputes these numbers and timeline to balance. 	<ul style="list-style-type: none"> Balance budget in second year. Cut each Ministry costs by 4%. Promise to cut \$6 billion from Ontario's budget without laying off any public employees, but hasn't specified how inefficiencies would be eliminated. 	<ul style="list-style-type: none"> Five consecutive deficits that would see the Province incur a deficit of \$3.3 billion in 2018-2019, peaking at more than \$5 billion in 2020-2021, before shrinking to \$1.9 billion by 2022-2023. No plan to balance the budget.
POLLING AVERAGE: As of May 22, 2018 (For most updated results, click here)		
23.0% (5-26 seats)	37.9.5% (51-88 seats)	33.8% (30-59 seats)